



Product Page Best Practices for Home Improvement Brands

A STRATEGY GUIDE FOR CREATING GREAT PRODUCT PAGES — FROM TOP TO BOTTOM

What's Inside

04 Why a Product Page Strategy is Essential

04 4 Essential Elements of a Product Page Strategy

07 How PXM Supports Great Product Page Experiences

The Rapid Pace of Ecommerce

The pandemic has changed how people approach the home improvement process, with many spending more time online researching and purchasing products.

Stores like The Home Depot are building digital commerce product experiences that cater to and adapt to customers' new needs. Your brand can also achieve this with a winning product page strategy.

Why a Product Page Strategy is Essential

When you shop for products in a brick-and-mortar store, you get the full tactile experience. Unfortunately, this can be difficult to replicate on the digital shelf. You can offer the next best thing, however, with a product page strategy that includes key elements on your product page.

4 Essential Elements of a Product Page Strategy.

Let's examine the four essential parts of a product page, starting from top to bottom.



Talis N Kitchen Faucets

The modern minimalist design of the Talis N kitchen faucet adds a modern touch to the kitchen with its consistently sophisticated style. The minimalist, consistently designed body with the flat, vertically positioned handle is available in three basic shapes and comfort heights: from a round arch to a U-shaped spout. The design of Talis N is consistently well thought out: all components, including the shower hose, are color-matched.

- Available in 4 attractive finishes - matte black, chrome, stainless steel, and polished nickel
- 3 designs available in Talis N collection; High-arc, U-Style and A-Style
- Exclusive cabinet hose management option available on High-Arc and A-Style designs by selecting sBox combi package
- Slim, minimalistic styling
- 1.75 gpm adjustable flow rate
- Full reach with swivel design

Meet the beauty of water.

Worldwide, the name hansgrohe stands for one of the best design, intelligent innovation and excellent user friendliness. We put our performance-driven German engineering to work to never stop reinventing the way we use water – and continuously elevate your shower, bath, and kitchen enjoyment. To that end, across our suite of products, you will find a wide array of thoughtful products of good quality and value that will provide you with your ideal water experience.




Ceramic cartridge

The ceramic cartridge ensures long-term, leak-free operation



Finishes.

The Talis N collection is available in 4 distinct finishes: Chrome, Stainless Steel Optic, Polished Nickel, and a stunning Matte Black




More space & flexibility

The HighArc pull-down faucet allow for comfortable operation in the kitchen, allowing you to easily fill your coffee pot in the morning




Magnetic attachment

MagFit holds the sprayhead securely in place on the spout.



Easy installation

This faucet includes 3/8-inch connection hoses for quick and easy DIY installation



Easy to use

Anti-limescale silicone spray nozzles deter build-up and allow mineral deposits to be easily wiped clean to optimize spray performance.

Building a product page strategy — from top to bottom — could help your brand engage shoppers with product copy, visuals, interactive elements, and testimonials.

SOURCE: HANSGROHE, AMAZON

1. Product Copy

When writing product copy, it's helpful to think like a customer. What would they want to see on a product page? A great way to gain a customer's perspective is to look up common search queries so you can answer them in your product descriptions. You can also evaluate the competition — especially those with a higher search rank than you — for inspiration.

Specific product description language and a consistent tone can help you tell a story with your copy. You can achieve this by using sensory words that evoke strong feelings, like silky, lush, smooth, and sharp. This will help a customer better envision owning your product.

Product descriptions should include:

- Product features, including technical details;
- Benefits related to using the product;
- Instructions;
- Warranty details; and
- Important product information.

2. Product Visuals

Text-based content is great. It provides customers with details about everything your product offers. But text alone won't help you win on the digital shelf. It should be paired with visuals like product images, videos, and graphics.

Product images are an essential part of a product page. You can show how the product looks on a model or in a setting, like your kitchen or backyard. Customers will appreciate image galleries that they can enlarge and scroll through.

Videos are also helpful to include on your page. You can feature videos explaining your product's features or demonstrating how to use it. Try to include at least one video.

Brand story graphics that tie all your product pages together are essential. When you create enhanced content that contains the brand story, it shows the consumer your commitment to quality products and making products customers love.

3. Interactive Elements

A typical product page includes a product description, a few images, and maybe a video. But the best product page experiences take it a step further with interactive elements.

For example, comparison charts explain how a product compares to similar products or other products in the same product family. Unboxing videos show the excitement of the person opening their package.

All these extra content elements bridge that gap of not physically touching and seeing the product before purchasing.

4. Testimonials

Consumers look to their peers to know what products to buy. If your customers love your product, encourage them to leave ratings and user reviews on your product page. Reading or hearing the thoughts of a person who has already purchased it is the next best thing to being in the store.

Testimonials can include both text-based reviews as well as videos showing the customer unboxing and using the product. The more positive reviews you have, the more comfortable a first-time buyer will feel purchasing your product.

How PXM Supports Great Product Page Experiences

It takes a lot of work and interdepartmental collaboration to create engaging, compelling product page experiences. Creating engaging experiences like these requires a comprehensive product experience management (PXM) solution.

Salsify PXM offers the tools you need to create and deliver on your product page strategy. It provides a central location for your teams to collaborate on the content needed for your product pages.

You can use a PXM to:

- Manage your visual content, like images, videos, PDFs, and more.
- Create enhanced content that elevates your product page experience.
- Design channel-specific versions of your product pages.
- Review your product page performance and optimize it to work for each channel.



[Request Demo](#)